

International Optimist Dinghy Association

OPTIMIST SAIL PLAN

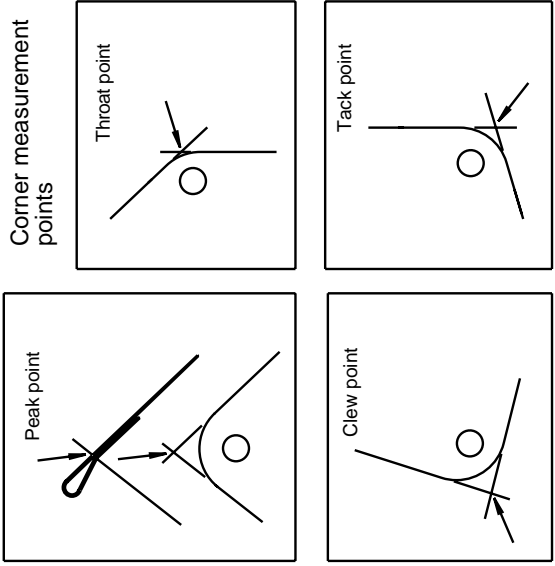
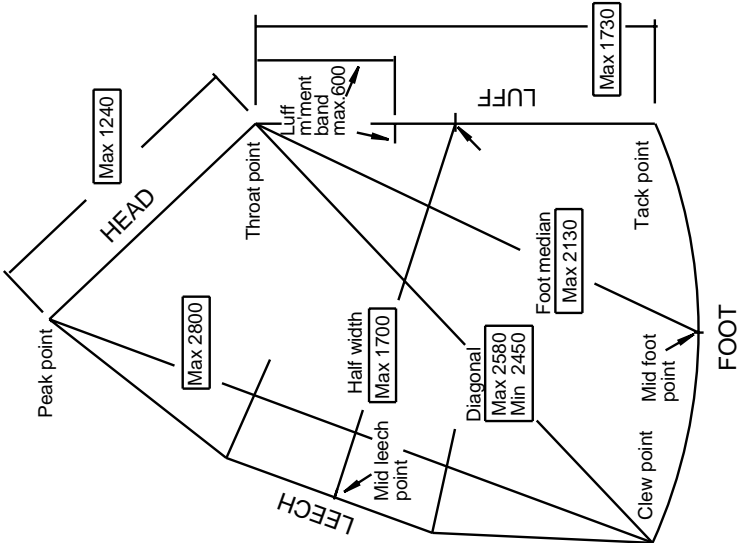
INDEX

- 1/5 General dimensions
- 2/5 Material, reinforcements and batten-pockets
- 3/5 Window, tabling, bolt-ropes and eyelets
- 4/5 Sail numbers, insignia and button
- 5/5 Positioning measurement band

**ALL MEASUREMENTS IN MILLIMETRES
DIAGRAMS NOT TO SCALE**

GENERAL DIMENSIONS

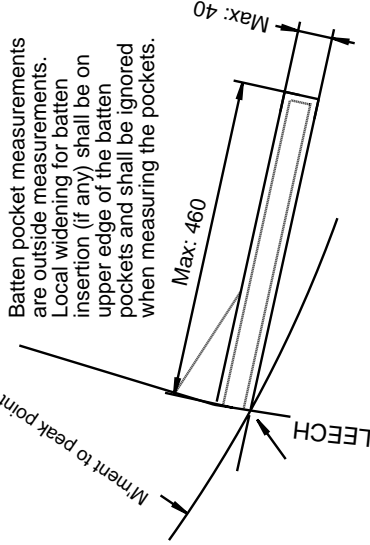
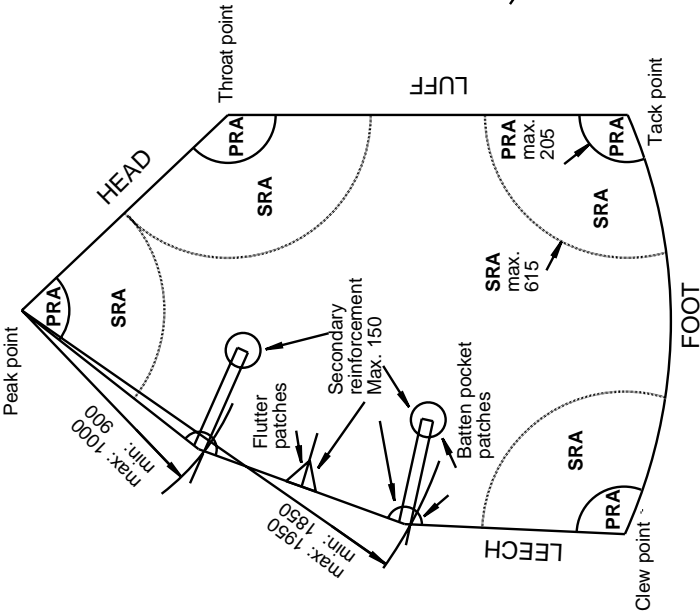
Sails shall be made and measured in accordance with the current ISAF Equipment Rules of Sailing, unless modified by the Class Rules



MATERIAL, REINFORCEMENTS & BATTEN POCKETS

Rules 6.1, 6.2, 6.6.2

The body of the single-ply soft-sail shall consist of the same woven ply throughout. The minimum thickness of the woven ply anywhere in the body of the sail shall be not less than 0.15mm. The ply fibres shall be of polyester or cotton.

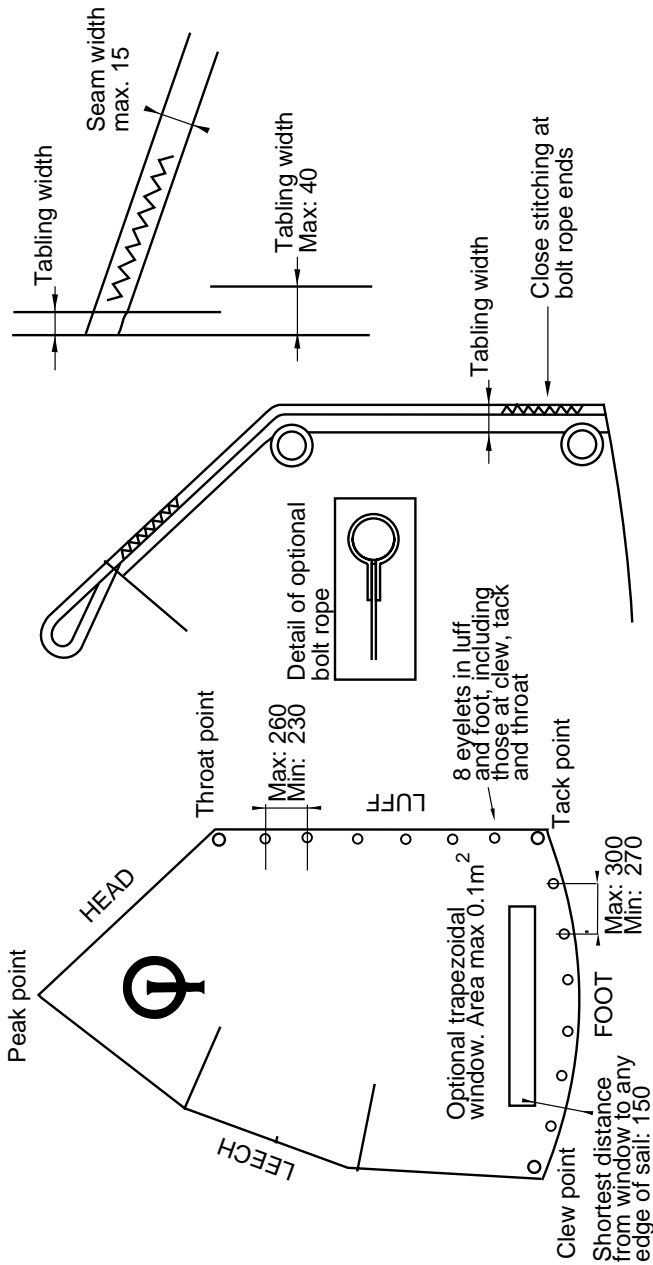


Battens shall not be removed for measurement purposes

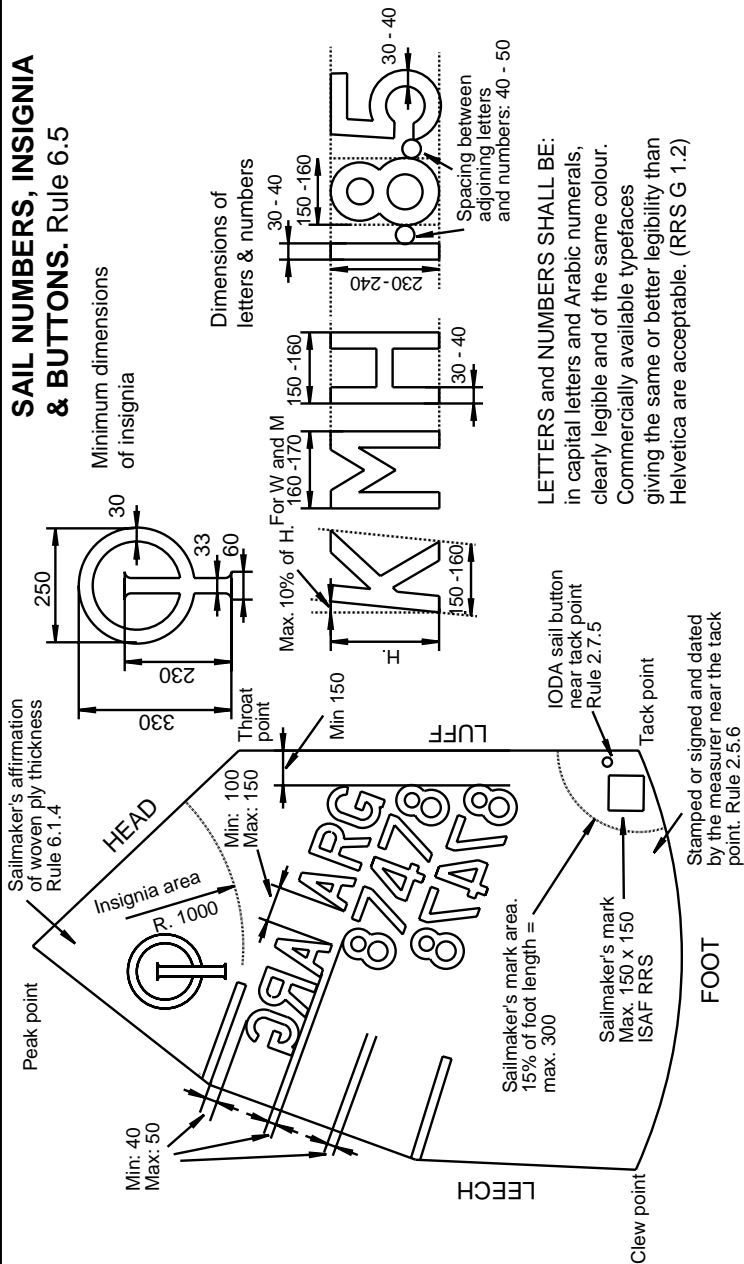
PRA = Primary Reinforcement Area.
SRA = Secondary Reinforcement Area. (Rule 6.2.1.5; 6.2.2)

INTERNATIONAL OPTIMIST	Sail Plan sheet: 2/5	Date: March 1994
This plan shall be read in conjunction with the latest Class Rules ©1994 International Yacht Racing Union		

WINDOWS, SEAMS, TABLING, BOLT ROPES, EYELETS. Rule 6.2



SAIL NUMBERS, INSIGNIA & BUTTONS. Rule 6.5

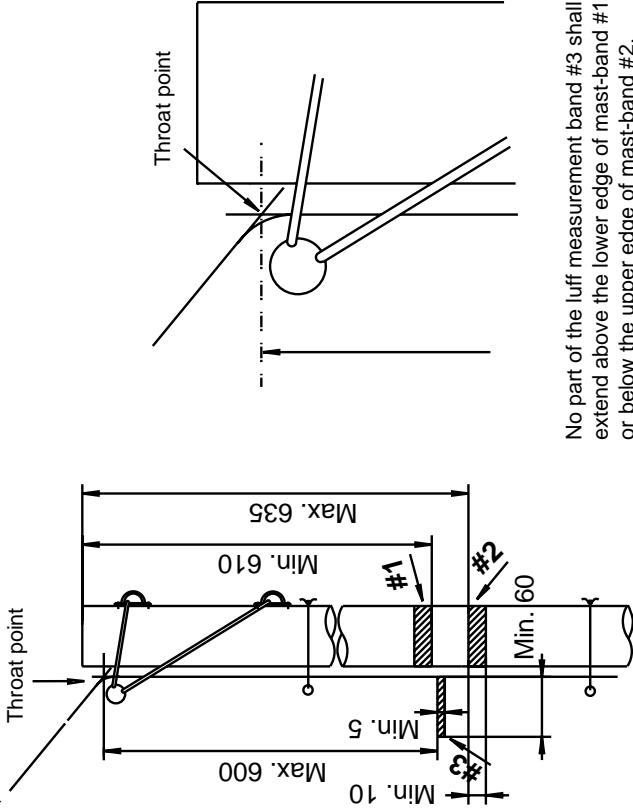


LETTERS and NUMBERS SHALL BE:
 in capital letters and Arabic numerals,
 clearly legible and of the same colour.
 Commercially available typefaces
 giving the same or better legibility than
 Helvetica are acceptable. (RRS G 1.2)

INTERNATIONAL OPTIMIST	Sail Plan sheet: 4/5	Date: March 1994
This plan shall be read in conjunction with the latest Class Rules © 1994 International Yacht Racing Union		

POSITIONING, LUFF MEASUREMENT BAND

Rules 6.5.4; 6.6.3.1; 3.5.2.7



Measurement bands shall be distinctively coloured and clearly visible. Bands #1 and #2 around the mast. Band #3 (luff measurement band) shall strongly contrast with the sail and shall be permanently fixed or marked on both sides of the sail. Rules 6.5.4; 3.5.2.7

No part of the luff measurement band #3 shall extend above the lower edge of mast-band #1 or below the upper edge of mast-band #2.